



## Apprenticeship Activity pack for Year 7



Name: \_\_\_\_\_

Class: \_\_\_\_\_

## Apprenticeship Activity pack for Year 8



Name: \_\_\_\_\_

Class: \_\_\_\_\_

## Apprenticeship Activity pack for Year 9



Name: \_\_\_\_\_

Class: \_\_\_\_\_

## Why Key Stage 3?

### **To support students:**

- ✓ Provide age appropriate information for all abilities
- ✓ Easy to use, fun and engaging resources
- ✓ Help them to consider apprenticeships as part of their longer-term options beyond school

### **To support schools:**

- ✓ Help to instil apprenticeships guidance across all age ranges
- ✓ Support achievement of Gatsby Benchmarks
- ✓ Provide useful and easy to use resources

# The resources available...



## 1. Introduction presentation

Used by the Head of Year/Careers Leader or appropriate teacher to present an overview of apprenticeships to the year group or as a class.



## 2. 3 x Student Activity Packs (Yrs 7, 8 and 9)

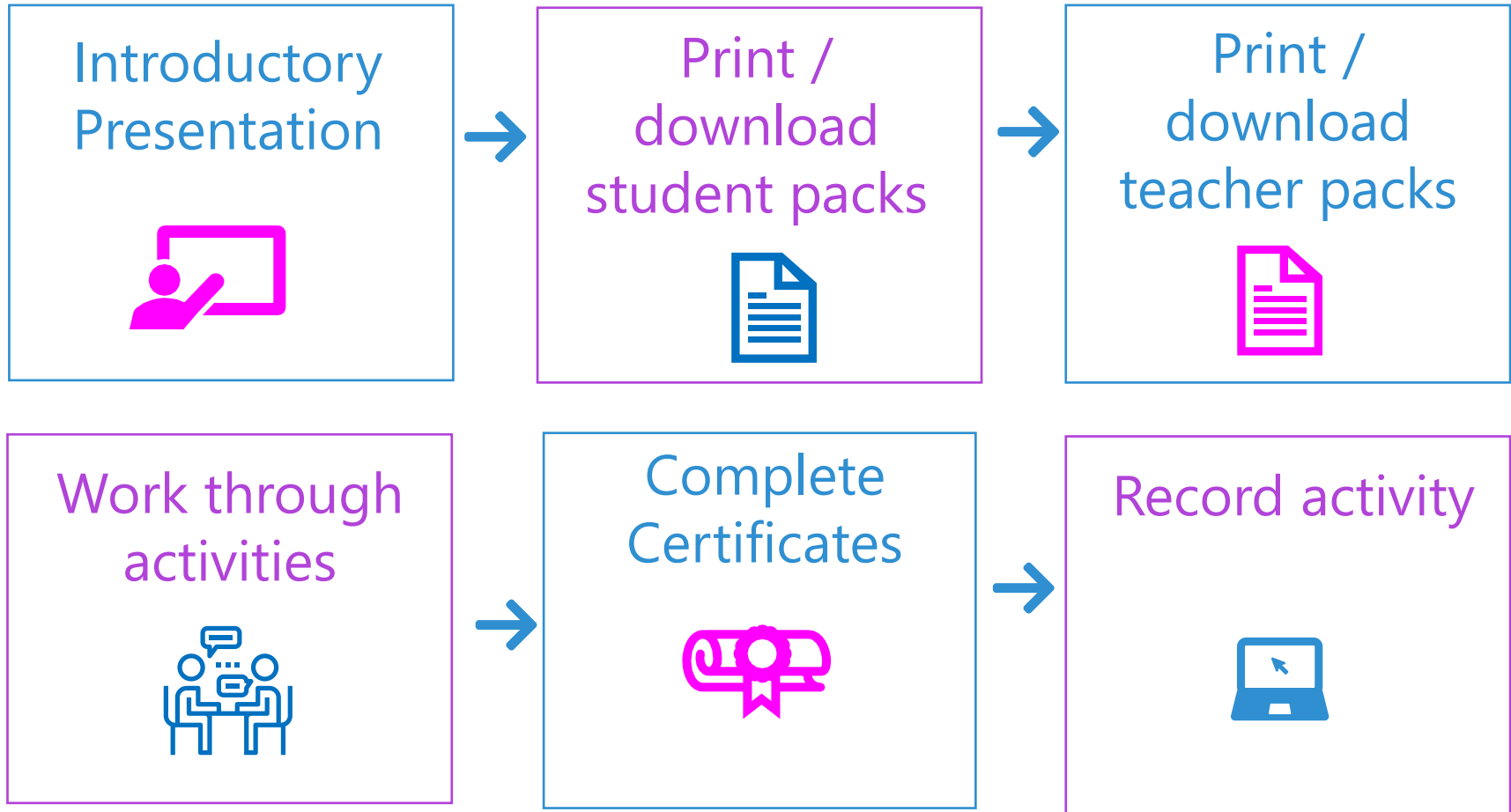
Containing a mix of apprenticeship-themed activities designed to inspire students to want to find out more about apprenticeships.



## 3. 3 x Teacher Handbooks (Yrs 7, 8 and 9)

Accompanying the students packs, containing instructions and answers for each activity.

# 6 step process



# Introduction Presentation



- ✓ 7 slides / 5 minutes
- ✓ Includes script
- ✓ Includes notes for delivery
- ✓ 2 x short films

“Easy to use.  
Perfect for anyone who  
isn't wholly  
knowledgeable in  
apprenticeships”.  
**Yr. 8 Form Tutor**



# Student Activity Packs



Apprenticeship Activity pack for Year 7

Name: \_\_\_\_\_  
Class: \_\_\_\_\_

Apprenticeship Activity pack for Year 8

Name: \_\_\_\_\_  
Class: \_\_\_\_\_

Apprenticeship Activity pack for Year 9

Name: \_\_\_\_\_  
Class: \_\_\_\_\_

Facts about apprenticeships

1,380  
1.7  
28

20  
1.7  
38%

51%  
45%  
12

90%  
8  
100%  
100%

Logo Quiz

Department for Education  
Amazing Apprenticeships Service

Match the job role to the description

Department for Education  
Amazing Apprenticeships Service

Apprenticeships crossword

Department for Education  
Amazing Apprenticeships Service

# Teacher Handbooks

**Task guidance**  
Instructions and guidance for each task

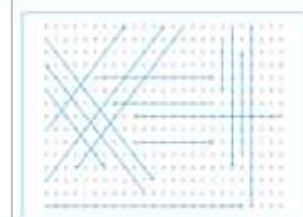
Task	Page	Purpose	Duration	Instructions
Facts about apprenticeships	4	To introduce key apprenticeship facts to the students	15 mins	<p><b>Resources you will need</b> A computer, projector and sound to play the video.</p> <ol style="list-style-type: none"> <li>Students should be shown the video within the overall presentation on apprenticeships. Whilst watching the video clip, students should complete the statistics by filling in the gaps with the numbers at the bottom of the page. (See Appendix A)</li> <li>As a class, go through the statistics, giving the students a chance to check their answers.</li> <li>Facilitate a class discussion: <ul style="list-style-type: none"> <li>Did any facts surprise you?</li> <li>Which fact attracts you the most?</li> <li>Do you feel inspired to look at apprenticeships as a future option?</li> </ul> </li> </ol>
Test your knowledge	5	To check understanding of the key facts about apprenticeships	20 mins	<ol style="list-style-type: none"> <li>Students should read through the statements and should tick if they think the statements are true, false or they are not sure.</li> <li>As a class, go through the statements, giving students a chance to share their answers.</li> <li>Use the teacher notes to expand on each statement. (See Appendix B)</li> <li>Encourage students to reflect on what they have found out about apprenticeships so far.</li> <li>Ask them to use the spider diagram to list all of the benefits of an apprenticeship that they can think of.</li> </ol>
Logo Quiz	6	To experience the broad range of well-known companies offering apprenticeships	30 mins	<ol style="list-style-type: none"> <li>Students should work in pairs to identify as many companies as possible from the logos.</li> <li>Allow 15 minutes and then go through the answers as a whole class. (See Appendix C)</li> </ol> <p><b>Stretch and support</b> This logo activity will work well as a competition.</p> <ol style="list-style-type: none"> <li>Students should then individually reflect on which company they would like to work for and why.</li> <li>Facilitate a class discussion where students are encouraged to share their responses to the final question.</li> </ol>

Supported by National Apprenticeship Service

To find an apprenticeship visit GOV.UK and search for apprenticeships

Page 3

**Appendix E**  
Apprenticeship word search



Page 10


**Appendix B**  
Apprenticeship statistics

**Male**

- 1. 45% of apprentices
- 2. 10% of apprentices
- 3. 20% of apprentices
- 4. 15% of apprentices

**Female**

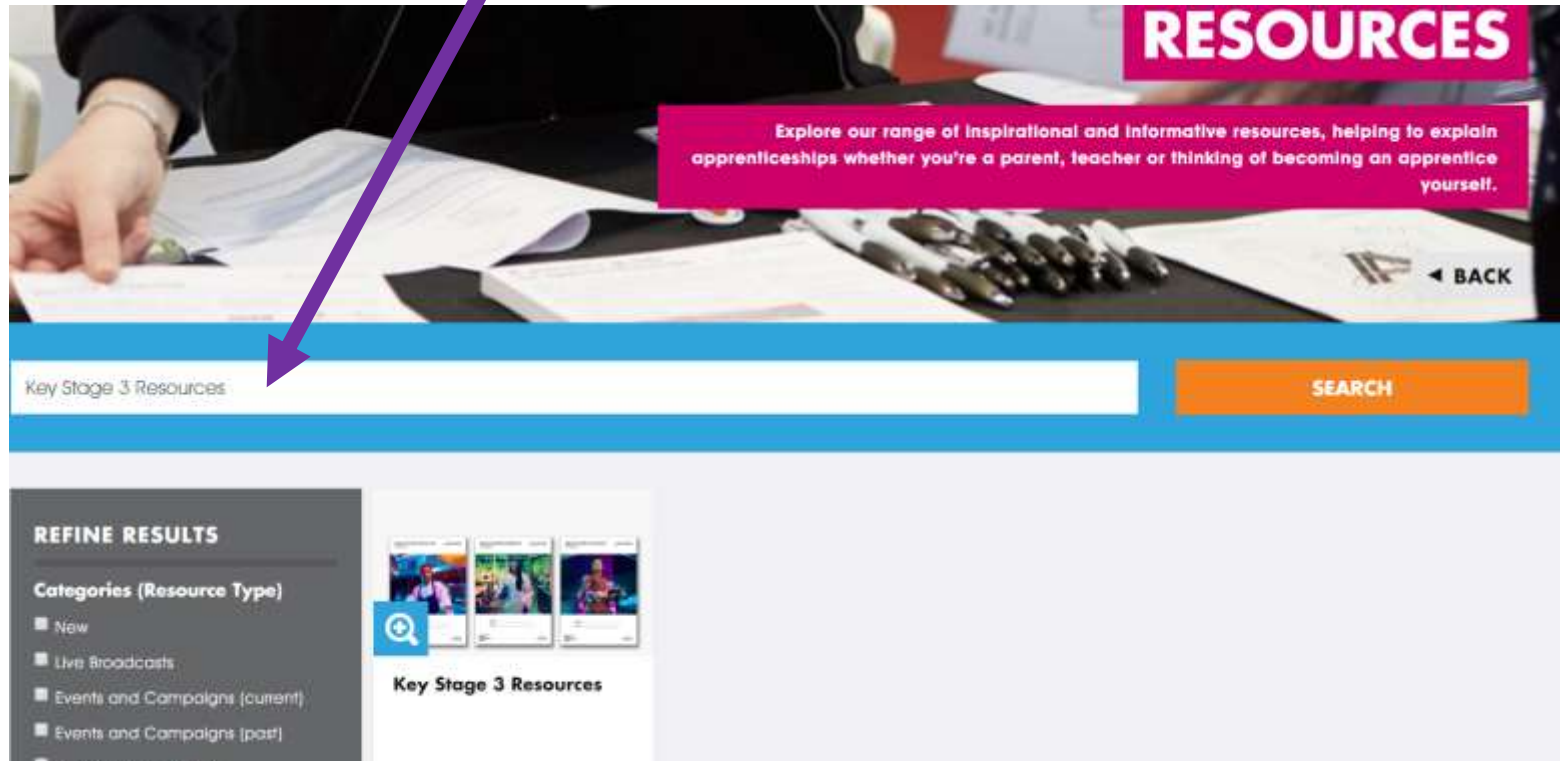
- 1. 55% of apprentices
- 2. 90% of apprentices
- 3. 80% of apprentices
- 4. 85% of apprentices



Page 11

“We all enjoyed them – pitched perfectly – tutor could differentiate as/when required easily”  
Yr. 7 Form Tutor

# Where to download



The screenshot shows the 'RESOURCES' section of the Apprenticeships website. A purple arrow points from the title 'Where to download' to the search bar. The search bar contains the text 'Key Stage 3 Resources'. To the right of the search bar is an orange 'SEARCH' button. Below the search bar, there is a 'REFINE RESULTS' sidebar on the left with a 'Categories (Resource Type)' section containing options like 'Now', 'Live Broadcasts', 'Events and Campaigns (current)', and 'Events and Campaigns (past)'. The main content area shows a search result for 'Key Stage 3 Resources' with three thumbnail images.

**RESOURCES**

Explore our range of inspirational and informative resources, helping to explain apprenticeships whether you're a parent, teacher or thinking of becoming an apprentice yourself.

◀ BACK

Key Stage 3 Resources

SEARCH

**REFINE RESULTS**

**Categories (Resource Type)**

- Now
- Live Broadcasts
- Events and Campaigns (current)
- Events and Campaigns (past)
- South West and South

**Key Stage 3 Resources**



## Don't just take our word for it.....

“Even though post-16 is a long way off for yr. 7s, they still seem intrigued about possible careers”

**Yr. 7 Form Tutor**

“The students’ reaction was great as there are lots of activities they can pick from – they loved the logo activity”

**Yr. 9 Tutor**

# Any questions?

